REV. 10-10-16: UPDATED TITLE AND GENERAL NOTES TO INCLUDE TYPE 21 TERMINAL.

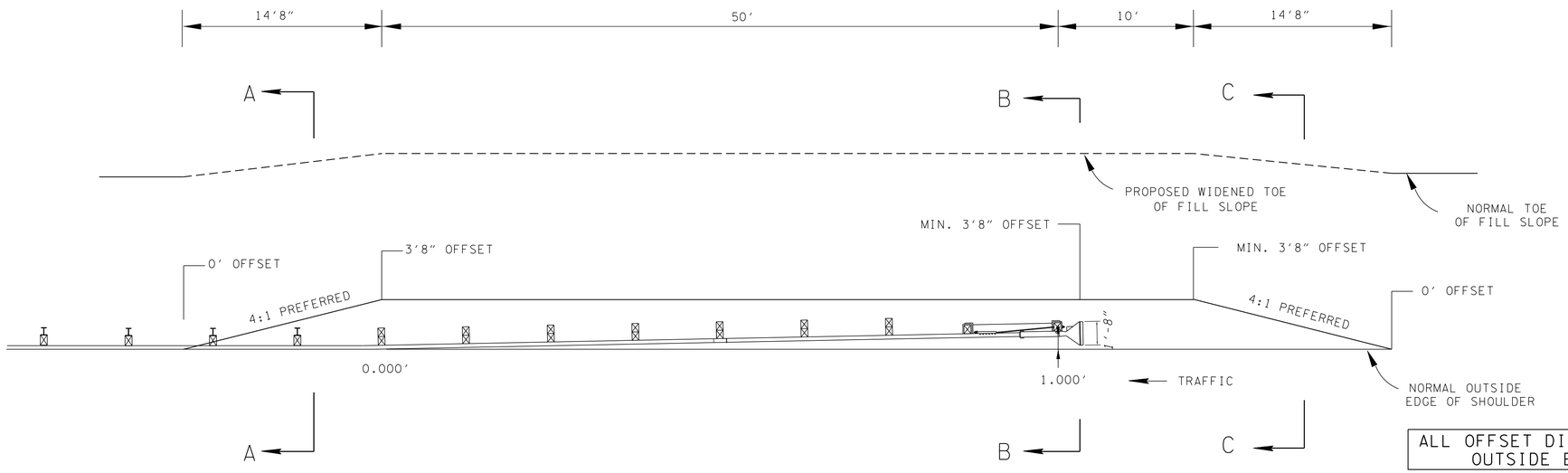

ALL OFFSET DISTANCES TAKEN FROM OUTSIDE EDGE OF SHOULDER

PLAN VIEW OF PROPOSED CONSTRUCTION OF EARTH PAD FOR TYPE 38 GUARDRAIL TERMINAL

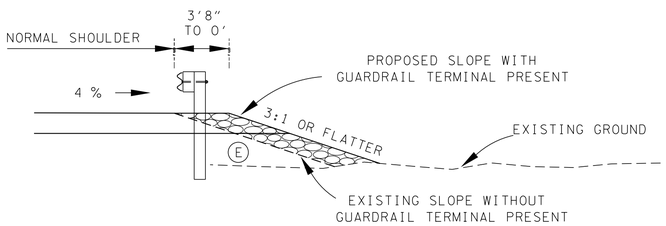

SECTION A-A

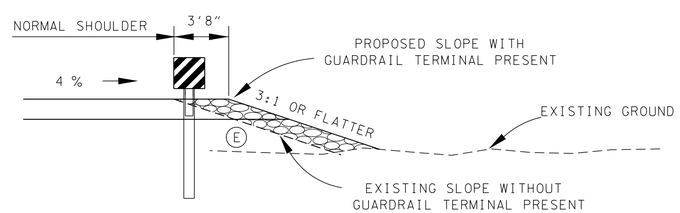

SECTION B-B

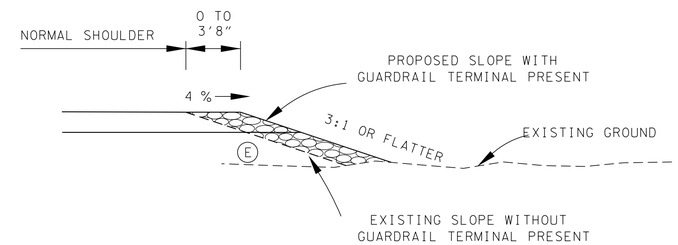

SECTION C-C

NOTE TO DESIGNER

THIS STANDARD DRAWING IS AN ALTERNATE TO THE PREFERRED STANDARD DRAWING S-GRT-2P TO BE USED ON MAINTENANCE, RESURFACING AND BRIDGE REPAIR PROJECTS.

GENERAL NOTES

(A) THIS STANDARD DRAWING MAY BE USED WHEN RIGHT-OF-WAY OR OTHER LIMITATIONS PROHIBIT THE USE OF S-GRT-2P.

(B) EARTH PAD FOR TYPE 38 TERMINAL IS SHOWN. TYPE 21 TERMINAL HAS 3 LESS SPANS THAN TYPE 38 TERMINAL. SEE S-GRT-2 FOR TYPE 38 TERMINAL DETAILS. SEE S-GRT-3 FOR TYPE 21 TERMINAL DETAILS.

(C) THE FORESLOPE MUST BE A 3:1 OR FLATTER. WHEN THE SLOPE IS STEEPER THAN 3:1 OR DRAINAGE DITCHES EXIST THAT DO NOT ALLOW THE USE OF THIS PAD DETAIL, THE GUARDRAIL MAY BE EXTENDED BEYOND THE MINIMUM LENGTH OF NEED AS SHOWN ON S-PL-1.

(D) REFER TO S-PL-1 FOR LENGTH OF NEED REQUIREMENTS AND CLEAR AREAS AT GUARDRAIL TERMINALS.

(E) EARTH PAD SHALL BE CONSTRUCTED OF AGGREGATE MEETING THE REQUIREMENTS OF STANDARD SPECIFICATION 903.05. THE AGGREGATE SHALL BE PLACED IN LAYERS AND COMPACTED.

MINOR REVISION -- FHWA APPROVAL NOT REQUIRED.

STATE OF TENNESSEE
DEPARTMENT OF TRANSPORTATION

EARTH PAD FOR TYPE 38 AND TYPE 21 TERMINALS (RETROFIT)

7-11-13 | S-GRT-2R

11/15/2016 9:42:18 AM
C:\Standard Drawings\DGN to PDF\S-GRT-2R_101016.DGN